

SERIES 23



80 Shore A



-20°C to +60°C



80 - 200mm



65 - 230kg

Grey non-marking rubber tyre on steel centre wheel

- Standard duty loads
- Wheel centre produced by riveting two discs in zinc plated pressed steel
- Zinc plated pressed steel castor housings
- Tested in accordance with ISO 22878:2004
- Manufactured in accordance with ISO 22883:2004



Available Bore Types



Plain Bore



Roller Bearing

Environments of Use

- Weak Acids
- Strong Acids
- Water
- Alcohol
- Weak Bases
- Strong Bases
- Hydrocarbons
- Solvents

Uses

Suitable for trolleys with light-duty loads, also in presence of obstacles and for indoor-outdoor use. The grey non-marking rubber tyre makes them suitable for use on fragile floors as well as in domestic/institutional environments.


Industries




Waste & Recycling

Floor Suitability


Suitable for all types of floors, even outdoors. They facilitate the overcoming of obstacles. They do not damage or mark floors.




Tile




Cement-Resin




Asphalt




With Chips



With Obstacles



Not Paved



Expanded Metal



80 Shore A



-20°C to +60°C



80 - 200mm












65 - 230kg

WHEELS












Plain Bore

 (mm)	 (mm)	 (mm)	 (mm)	 (daN)	 (daN)	 (daN)	 (kg)	 (code)
80	25	12	39	260	50	65	0.17	231121
100	30	12	44	300	75	80	0.28	231122
125	37.5	15	44	330	85	130	0.51	231103
140	37.5	15	44	340	95	150	0.64	231104
150	40	15	44	350	100	170	0.73	231111
160	40	20	58	370	120	180	1.00	231110
200	50	20	58	410	140	230	1.75	231106



Roller Bearing

 (mm)	 (mm)	 (mm)	 (mm)	 (daN)	 (daN)	 (daN)	 (kg)	 (code)
80	25	12	39	260	50	65	0.19	233121
100	30	12	44	300	75	80	0.31	233122
125	37.5	15	44	330	85	130	0.54	233103
140	37.5	15	44	340	95	150	0.66	233104
150	40	15	44	350	100	170	0.76	233111
180	40	20	58	390	120	200	1.34	233110
200	50	20	58	410	140	230	1.81	233106

For technical help and advice contact

T: 01457 837772 E: sales@aut.co.uk

SERIES 23 CONTINUED



80 Shore A



-20°C to +60°C



80 - 200mm



65 - 230kg



STANDARD DUTY CASTORS - NL

											SWIVEL	FIXED	SWIVEL & BRAKE	BOLT HOLE	BOLT HOLE & BRAKE							
	80	25	107	-	100x85	80x60	9	73	12	37	120	65	0.69	234401	0.49	235701	0.87	235201	0.61	237701	0.79	235601
	100	30	128	-	100x85	80x60	9	73	12	35	120	80	0.82	234402	0.62	235702	1.00	235202	0.74	237702	0.94	235602
	125	37.5	157	-	100x85	80x60	9	73	12	37	120	130	1.18	234403	0.92	235703	1.30	235203	1.09	237703	1.24	235603
	140	37.5	177	-	100x85	80x60	9	73	12	34	120	150	1.31	234404	0.93	235704	1.46	235204	1.23	237704	1.38	235604
	150	40	182	-	100x85	80x60	9	73	12	34	120	170	1.42	234411	1.04	235711	1.57	235211	1.35	237711	1.49	235611
	160	40	197	193*	140x110	105x80	11	102	20	56	156	180	2.44	234410	2.07	235710	2.69	235210	1.78	237710	2.04	235610
	200	50	240	236*	140x110	105x80	11	102	20	56	156	230	3.25	234406	2.89	235706	3.39	235206	3.16	237706	3.29	235606
	80	25	107	-	100x85	80x60	9	73	12	37	120	65	0.72	234601	0.51	235901	0.89	235221	0.63	237901	0.80	235621
	100	30	128	-	100x85	80x60	9	73	12	35	120	80	0.83	234602	0.65	235902	1.03	235222	0.76	237902	0.96	235622
	125	37.5	157	-	100x85	80x60	9	73	12	37	120	130	1.19	234603	0.95	235903	1.33	235223	1.12	237903	1.27	235623
	140	37.5	177	-	100x85	80x60	9	73	12	34	120	150	1.34	234604	0.96	235904	1.49	235224	1.26	237904	1.41	235624
	150	40	182	-	100x85	80x60	9	73	12	34	120	170	1.45	234611	1.07	235911	1.60	235231	1.38	237911	1.52	235631
	160	40	197	193*	140x110	105x80	11	102	20	56	156	180	2.43	234610	2.13	235910	2.75	235230	1.85	237910	2.10	235630
	200	50	240	236*	140x110	105x80	11	102	20	56	156	230	3.09	234606	3.05	235906	3.45	235226	3.22	237906	3.35	235626

*Bolt Hole

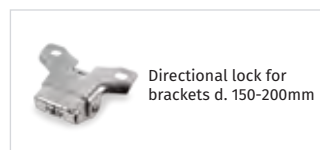
OPTIONS AVAILABLE TO ORDER



Bracket with rear brake d. 150-200mm



Bracket with directional lock d. 80-125mm



Directional lock for brackets d. 150-200mm