

SERIES 36



95 Shore A



-5°C to +40°C



30 - 75mm



30 - 140kg

Injection moulded polyurethane tyred nylon centre wheel

- A 'heavier' duty institutional castor
- Zinc plated pressed steel castor housing
- Tested in accordance with ISO 22878:2004
- Manufactured in accordance with ISO 22881:2004



Available Bore Types



Plain Bore

Environments of Use

- Weak Acids
- Strong Acids
- Water
- Alcohol
- Weak Bases
- Strong Bases
- Hydrocarbons
- Solvents

Uses

Suitable for use on different types of trolleys within the institutional sector, particularly in catering. Good load carrying capacity in relation to small diameter wheels. Resists well to frequent washing, making them suitable in environments where hygiene must be guaranteed.

Industries



Clean Room Laboratories




Food Industry




Furniture

Floor Suitability


Suitable on tiles and resin-cement; not recommended on abrasive, unpaved floors or in the presence of processing residues. They do not damage fragile flooring and are also suitable in presence of small obstacles.




Tile




Cement-Resin



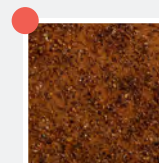
Asphalt




With Chips



With Obstacles



Not Paved



Expanded Metal

SERIES 36 CONTINUED



95 Shore A



-5°C to +40°C



30 - 75mm










30 - 140kg

WHEELS

















Plain Bore

 (mm)	 (mm)	 (mm)	 (mm)	 (daN)	 (kg)	 (code)
30	18	6	21	30	0.02	361100
40	18	8	21	40	0.02	361101
50	18	8	22	55	0.03	361102
60	25	8	28	70	0.06	361103
75	24	8	28	90	0.06	361104













TOP PLATE CASTORS



									 (daN)	 (kg)	SWIVEL	 (kg)	FIXED	 (kg)	SWIVEL & BRAKE
	30	18	47.5	42x42	32x32	5	14.5	-	30	0.11	364300	0.08	365100	-	-
	40	18	59	42x42	32x32	5	23	76	40	0.11	364301	0.11	365101	0.13	368101
	50	18	66	55x55	40x40	6	24	76	55	0.13	364302	0.12	365102	0.16	368102
	60	25	83	60x60	45x45	6	21	84	70	0.24	364303	0.21	365103	0.28	368103
	75	24	101	60x60	45x45	6	30	91	90	0.25	364304	0.22	365104	0.28	368104

BOLT HOLE CASTORS



								 (daN)	 (kg)	BOLT HOLE	 (kg)	BOLT HOLE & BRAKE
	30	18	47.5	35	10	14.5	-	30	0.07	363100	-	-
	40	18	59	35	10	23	76	40	0.10	363101	0.12	367101
	50	18	66	35	10	24	76	55	0.11	363102	0.13	367102
	60	25	83	42	13	21	84	70	0.21	363103	0.25	367103
	75	24	101	41	13	30	91	90	0.21	363104	0.25	367104

For technical help and advice contact

T: 01457 837772 E: sales@aut.co.uk



95 Shore A



-5°C to +40°C



30 - 75mm



30 - 140kg

BOLT HOLE CASTORS WITH THREADED STEM



											BOLT HOLE		BOLT HOLE & BRAKE
	30	18	47.5	M8	15	35	14.5	-	30	0.09	366300	-	-
	40	18	59	M10	20	35	23	76	40	0.12	366301	0.14	369101
	50	18	66	M10	20	35	24	76	55	0.13	366302	0.16	369102
	60	25	83	M12	25	42	21	84	70	0.24	366303	0.28	369103
	75	24	101	M12	25	42	21	91	90	0.24	366304	0.28	369104

TWIN WHEEL TOP PLATE CASTORS



											SWIVEL		SWIVEL & BRAKE
	50	18+18	71	60x60	45x45	6	83	140	0.30	364402	0.35	368202	

TWIN WHEEL BOLT HOLE CASTORS



										BOLT HOLE		BOLT HOLE & BRAKE
	50	18+18	71	55	10	25.5	83	140	0.27	363202	0.32	367202

TWIN WHEEL BOLT HOLE CASTORS WITH THREADED STEM



											BOLT HOLE		BOLT HOLE & BRAKE
	50	18+18	71	M10	25	52	25.5	83	140	0.31	366402	0.36	369202