

SERIES 53



80 Shore A



-20°C to +60°C



80 - 280mm



65 - 390kg

Black rubber tyred steel centre wheel

- Standard duty loads
- Zinc plated pressed steel castor housings
- Conductive wheel has an earthing resistance below 0.1m ohm in accordance with ISO 22878:2004
- Tested in accordance with ISO 22878:2004
- Manufactured in accordance with ISO 22883:2004



Available Bore Types



Plain Bore



Roller Bearing

Environments of Use

- Weak Acids
- Strong Acids
- Water
- Alcohol
- Weak Bases
- Strong Bases
- Hydrocarbons
- Solvents

Uses

Suitable for trolleys with light-duty loads, also in the presence of obstacles and for indoor-outdoor use.


Industries




Waste & Recycling

Floor Suitability


Suitable for all types of floors, even outdoors. They easily overcome obstacles, do not damage fragile floors, but they may mark the floor.




Tile




Cement-Resin




Asphalt




With Chips



With Obstacles



Not Paved



Expanded Metal

SERIES 53 CONTINUED



80 Shore A



-20°C to +60°C



80 - 280mm



65 - 390kg












WHEELS



Plain
Bore




Roller
Bearing










|  (mm) |  (mm) |  (mm) |  (mm) |  (daN) |  (daN) |  (daN) |  (kg) |  (code) |  (kg) |  (code) |
|---|---|---|---|--|--|--|---|---|---|---|
| 80 | 25 | 12 | 39 | 260 | 60 | 65 | 0.17 | 531121 | 0.19 | 533121 |
| 100 | 30 | 12 | 39 | 300 | 75 | 80 | 0.28 | 531132 | - | - |
| 100 | 30 | 12 | 44 | 300 | 75 | 80 | 0.28 | 531122 | 0.31 | 533122 |
| 125 | 37.5 | 12 | 39 | 330 | 85 | 130 | 0.51 | 531103 | - | - |
| 125 | 37.5 | 15 | 44 | 330 | 85 | 130 | 0.44 | 531133 | 0.54 | 533103 |
| 140 | 37.5 | 15 | 44 | 340 | 95 | 150 | 0.64 | 531104 | 0.66 | 533104 |
| 150 | 40 | 15 | 44 | 350 | 100 | 170 | 0.73 | 531111 | 0.76 | 533111 |
| 160 | 40 | 20 | 58 | 370 | 120 | 180 | 1.00 | 531110 | 1.07 | 533110 |
| 180 | 45 | 20 | 58 | 390 | 130 | 200 | 1.33 | 531105 | 1.39 | 533105 |
| 200 | 50 | 20 | 58 | 410 | 140 | 230 | 1.75 | 531106 | 1.81 | 533106 |
| 200 | 50 | 25 | 58 | 410 | 140 | 230 | 1.74 | 531206 | 1.78 | 533206 |
| 225 | 50 | 20 | 58 | 420 | 160 | 250 | 2.16 | 531107 | 2.42 | 533107 |
| 250 | 60 | 25 | 73 | 500 | 175 | 300 | 3.24 | 531108 | 3.14 | 533108 |
| 280 | 60 | 25 | 73 | 550 | 200 | 390 | 3.92 | 531109 | 3.84 | 533109 |

ANTI-STATIC OPTION

Conductive wheel has an earthing resistance in accordance with **ISO 22878:2004**



Roller
Bearing

|  (mm) |  (mm) |  (mm) |  (mm) |  (daN) |  (daN) |  (daN) |  (kg) |  (code) |
|---|---|---|---|--|--|--|---|---|
| 80 | 25 | 12 | 34 | 260 | 60 | 65 | 0.19 | 533101AS |
| 100 | 30 | 12 | 34 | 300 | 75 | 80 | 0.31 | 533102AS |
| 125 | 37.5 | 15 | 44 | 330 | 85 | 130 | 0.54 | 533103AS |
| 140 | 37.5 | 15 | 44 | 340 | 95 | 150 | 0.66 | 533104AS |
| 180 | 45 | 20 | 58 | 390 | 130 | 200 | 1.39 | 533105AS |
| 200 | 50 | 20 | 58 | 410 | 140 | 230 | 1.81 | 533106AS |
| 225 | 50 | 20 | 58 | 420 | 160 | 250 | 2.42 | 533107AS |
| 250 | 60 | 25 | 73 | 500 | 175 | 300 | 3.14 | 533108AS |
| 280 | 60 | 25 | 73 | 550 | 200 | 390 | 3.84 | 533109AS |
| 160 | 40 | 20 | 58 | 370 | 120 | 180 | 1.07 | 533110AS |
| 150 | 40 | 15 | 44 | 350 | 100 | 170 | 0.76 | 533111AS |
| 200 | 50 | 25 | 58 | 410 | 140 | 230 | 1.78 | 533206AS |

For technical help and advice contact

T: 01457 837772 E: sales@aut.co.uk

SERIES 53 CONTINUED



80 Shore A



-20°C to +60°C



80 - 280mm



65 - 390kg



STANDARD DUTY CASTORS - NL

| | Castor Options | | | | | | | | | | | 4 km/h | SWIVEL | FIXED | SWIVEL & BRAKE | BOLT HOLE | BOLT HOLE & BRAKE | | | | |
|-----|----------------|--------|-------|---------|---------|-------|-------|-------|-------|-------|-------|--------|--------|-------|----------------|-----------|-------------------|------|--------|------|--------|
| | Target | Height | Width | Depth | Plate | Plate | Plate | Plate | Plate | Plate | Plate | | | | | | | | | | |
| 80 | 25 | 107 | - | 100x85 | 80x60 | 9 | 73 | 12 | 37 | 120 | 65 | 0.69 | 535001 | 0.49 | 535701 | 0.87 | 535401 | 0.61 | 537701 | 0.78 | 538201 |
| 100 | 30 | 128 | - | 100x85 | 80x60 | 9 | 73 | 12 | 35 | 120 | 80 | 0.82 | 535002 | 0.62 | 535702 | 1.00 | 535402 | 0.74 | 537702 | 0.94 | 538202 |
| 125 | 37.5 | 156 | - | 100x85 | 80x60 | 9 | 73 | 12 | 37 | 120 | 130 | 1.18 | 535003 | 0.92 | 535703 | 1.30 | 535403 | 1.09 | 537703 | 1.24 | 538203 |
| 140 | 37.5 | 177 | - | 100x85 | 80x60 | 9 | 73 | 12 | 34 | 120 | 150 | 1.31 | 535004 | 0.93 | 535704 | 1.46 | 535404 | 1.23 | 537704 | 1.38 | 538204 |
| 150 | 40 | 182 | - | 100x85 | 80x60 | 9 | 73 | 12 | 34 | 120 | 170 | 1.42 | 535011 | 1.04 | 535711 | 1.57 | 535411 | 1.35 | 537711 | 1.49 | 538211 |
| 160 | 40 | 187 | - | 100x85 | 80x60 | 9 | - | - | 50 | - | 180 | 2.44 | 535012 | 1.55 | 535712 | - | - | - | - | - | - |
| 160 | 40 | 199 | 193* | 140x110 | 105x80 | 11 | 102 | 20 | 56 | 156 | 180 | 2.44 | 535010 | 2.07 | 535710 | 2.69 | 535410 | 1.78 | 537710 | 2.04 | 538210 |
| 180 | 45 | 219 | 214* | 140x110 | 105x80 | 11 | 102 | 20 | 56 | 156 | 200 | 2.78 | 535005 | 2.49 | 535705 | 3.07 | 535405 | 2.66 | 537705 | 3.95 | 538205 |
| 200 | 50 | 240 | 236* | 140x110 | 105x80 | 11 | 102 | 20 | 56 | 156 | 230 | 3.25 | 535006 | 2.89 | 535706 | 3.39 | 535406 | 3.16 | 537706 | 3.29 | 538206 |
| 225 | 50 | 263 | - | 140x110 | 105x80 | 11 | - | - | 56 | 156 | 250 | 3.67 | 535007 | 3.18 | 535707 | 3.95 | 535407 | - | - | - | - |
| 250 | 60 | 296 | - | 200x160 | 160x120 | 14 | - | - | 87 | - | 300 | 6.66 | 534708 | 5.16 | 535708 | - | - | - | - | - | - |
| 280 | 60 | 311 | - | 200x160 | 160x120 | 14 | - | - | 87 | - | 390 | 7.35 | 534709 | 5.84 | 535709 | - | - | - | - | - | - |

| | Castor Options | | | | | | | | | | | 4 km/h | SWIVEL | FIXED | SWIVEL & BRAKE | BOLT HOLE | BOLT HOLE & BRAKE | | | | |
|-----|----------------|--------|-------|---------|---------|-------|-------|-------|-------|-------|-------|--------|--------|-------|----------------|-----------|-------------------|------|--------|------|--------|
| | Target | Height | Width | Depth | Plate | Plate | Plate | Plate | Plate | Plate | Plate | | | | | | | | | | |
| 80 | 25 | 107 | - | 100x85 | 80x60 | 9 | 73 | 12 | 37 | 120 | 65 | 0.7 | 535101 | 0.51 | 535901 | 0.89 | 535421 | 0.63 | 537901 | 0.80 | 538221 |
| 100 | 30 | 128 | - | 100x85 | 80x60 | 9 | 73 | 12 | 35 | 120 | 80 | 0.84 | 535102 | 0.65 | 535902 | 1.03 | 535422 | 0.76 | 537902 | 0.96 | 538222 |
| 125 | 37.5 | 156 | - | 100x85 | 80x60 | 9 | 73 | 12 | 37 | 120 | 130 | 1.21 | 535103 | 0.95 | 535903 | 1.33 | 535423 | 1.12 | 537903 | 1.27 | 538223 |
| 140 | 37.5 | 177 | - | 100x85 | 80x60 | 9 | 73 | 12 | 34 | 120 | 150 | 1.34 | 535104 | 0.96 | 535904 | 1.49 | 535424 | 1.26 | 537904 | 1.41 | 538224 |
| 150 | 40 | 182 | - | 100x85 | 80x60 | 9 | 73 | 12 | 34 | 120 | 170 | 1.45 | 535111 | 1.07 | 535911 | 1.60 | 535431 | 1.38 | 537911 | 1.52 | 538231 |
| 160 | 40 | 187 | - | 100x85 | 80x60 | 9 | - | - | 50 | - | 180 | 1.81 | 535112 | 1.61 | 535912 | - | - | - | - | - | - |
| 160 | 40 | 199 | 193* | 140x110 | 105x80 | 11 | 102 | 20 | 56 | 156 | 180 | 2.5 | 535110 | 2.13 | 535910 | 2.75 | 535430 | 1.85 | 537910 | 2.10 | 538230 |
| 180 | 45 | 219 | 214* | 140x110 | 105x80 | 11 | 102 | 20 | 56 | 156 | 200 | 2.85 | 535105 | 2.56 | 535905 | 3.13 | 535425 | 2.73 | 537905 | 3.01 | 538225 |
| 200 | 50 | 240 | 236* | 140x110 | 105x80 | 11 | 102 | 20 | 56 | 156 | 230 | 3.31 | 535106 | 3.05 | 535906 | 3.45 | 535426 | 3.22 | 537906 | 3.35 | 538226 |
| 225 | 50 | 263 | - | 140x110 | 105x80 | 11 | - | - | 56 | 156 | 250 | 3.93 | 535107 | 3.45 | 535907 | 4.22 | 535427 | - | - | - | - |
| 250 | 60 | 296 | - | 200x160 | 160x120 | 14 | - | - | 87 | - | 300 | 6.56 | 534908 | 5.06 | 535908 | - | - | - | - | - | - |
| 280 | 60 | 311 | - | 200x160 | 160x120 | 14 | - | - | 87 | - | 390 | 7.27 | 534909 | 5.76 | 535909 | - | - | - | - | - | - |

*Bolt Hole

STANDARD DUTY CASTORS WITH SOLID STEM - NL



| | Target | Height | Width | Depth | Plate | Plate | Plate | Plate | Plate | Plate | 4 km/h | SWIVEL | BOLT HOLE | SWIVEL & BRAKE |
|-----|--------|--------|-------|-------|-------|-------|-------|-------|--------|-------|--------|--------|-----------|----------------|
| 100 | 30 | 128 | 22 | 47 | 35 | 120 | 80 | 1.74 | 539202 | 1.74 | 538802 | | | |
| 125 | 37.5 | 156 | 22 | 47 | 37 | 120 | 130 | 2.09 | 539203 | 2.09 | 538803 | | | |
| 150 | 40 | 182 | 22 | 47 | 34 | 120 | 170 | 2.35 | 539211 | 2.35 | 538811 | | | |
| 160 | 40 | 193 | 26 | 56 | 56 | 156 | 180 | 2.15 | 539210 | 2.15 | 538810 | | | |
| 160 | 40 | 193 | 40 | 86 | 56 | 156 | 180 | 3.2 | 535520 | 3.20 | 535620 | | | |
| 180 | 45 | 214 | 40 | 86 | 56 | 156 | 200 | 3.75 | 535515 | 3.75 | 535615 | | | |
| 200 | 50 | 236 | 26 | 56 | 56 | 156 | 230 | 3.53 | 539206 | 3.53 | 538806 | | | |
| 200 | 50 | 236 | 40 | 86 | 56 | 156 | 230 | 4.16 | 535516 | 4.29 | 535616 | | | |

OPTIONS AVAILABLE TO ORDER

