

SERIES 63AC



93 Shore A



-20°C to +80°C



100 - 250mm



250 - 1500kg

Vulkollan® wheels with forged steel centre

- Excellent rolling resistance (up to 16km/h with correct bracket) and elasticity, highly resistant to wear, tear and deformations.
- Heavy duty loads
- Manual handling applications
- Suitable for use on compact floors
- Tested in accordance with ISO 22878:2004
- Manufactured in accordance with ISO 22883:2004



Available Bore Types



Ball Bearing



Ball Bearing Facility

Environments of Use

- Weak Acids
- Strong Acids
- Water
- Alcohol
- Weak Bases
- Strong Bases
- Hydrocarbons
- Solvents

Uses

Ideal for applications with heavy duty loads, even with mechanical handling at high speeds. Fitted with appropriate brackets, they guarantee excellent performance up to 16km/h. The excellent rolling resistance allows an easy handling of heavy loads even with wheels of a small diameter.

Industries



Towing/
Mechanical
Handling



Water
Treatment




Automotive




Theme Park

Floor Suitability


Suitable for tiles and cement-resin. Not suitable if large obstacles are present.




Tile



Cement-Resin




Asphalt




With Chips



With Obstacles



Not Paved



Expanded Metal

For technical help and advice contact

T: 01457 837772 E: sales@aut.co.uk

SERIES 63AC CONTINUED



93 Shore A



-20°C to +80°C



100 - 250mm



250 - 1500kg













WHEELS



Ball Bearing













Ball Bearing Facility

												
(mm)	(mm)	(mm)	(mm)	(mm)	(mm)	(daN)	(daN)	(daN)	(kg)	(code)	(kg)	(code)
100	30	12	30	32	10	375	190	250	0.74	632122	0.67	634122
125	40	12	40	32	10	500	230	350	1.38	632123	1.31	634123
150	40	17	40	40	12	900	320	750	1.84	632124	1.66	634124
150	40	20	40	42	12	900	320	750	1.76	632224	1.60	634224
175	40	20	40	47	14	1200	340	850	2.80	632125	2.56	634125
200	50	20	50	47	14	1800	420	1100	4.03	632126	3.79	634126
200	50	25	50	52	15	1800	420	1100	4.00	632226	3.72	634226
250	60	25	60	52	15	2200	550	1500	8.03	632128	7.75	634128












STANDARD DUTY CASTORS - NL



									SWIVEL		FIXED
100	30	128	100x85	80x60	9	35	200	1.26	637322	1.01	638222
125	40	156	100x85	80x60	9	37	220	2.03	637323	1.68	638223
150	40	182	100x85	80x60	9	34	220	2.54	637304	2.15	638214
150	40	194	140x110	105x80	11	56	300	3.21	637324	2.84	638224
175	40	217	140x110	105x80	11	56	300	4.18	637325	3.89	638225
200	50	240	140x110	105x80	11	56	300	5.43	637326	5.21	638226

MEDIUM DUTY CASTORS - M



									SWIVEL		FIXED		SWIVEL & BRAKE	
150	40	194	140x110	105x80	11	58	178	500	3.56	637404	2.84	638224	4.13	636704
200	50	240	140x110	105x80	11	50	178	500	5.82	637406	5.21	638226	6.18	636706

SERIES 63AC CONTINUED



93 Shore A



-20°C to +80°C



100 - 250mm



250 - 1500kg

MEDIUM-HEAVY DUTY CASTORS - P



											SWIVEL		FIXED		SWIVEL & BRAKE		SWIVEL & BRAKE
100	30	138	100x85	80x60	9	46	123	250	1.61	637622	1.11	638622	1.75	636302	-	-	
125	40	161	100x85	80x60	9	44	123	350	2.29	637623	1.76	638623	2.43	636303	-	-	
150	40	200	140x110	105x80	11	70	126	750	4.19	637624	2.7	638624	-	-	4.76	636304	
175	40	225	140x110	105x80	11	70	126	750	5.14	637625	3.72	638625	-	-	5.71	636305	
200	50	250	140x110	105x80	11	70	126	750	6.44	637626	4.98	638626	-	-	7.01	636306	

HEAVY DUTY TOWING CASTORS - PT



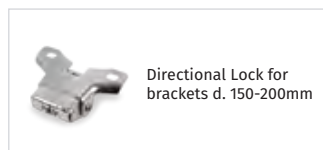
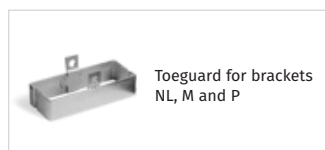
											SWIVEL		FIXED		SWIVEL & BRAKE
150	40	200	140x110	105x80	11	70	126	750	4.19	635604	2.70	638624	4.76	635304	
175	40	225	140x110	105x80	11	70	126	850	5.14	635605	3.72	638625	5.71	635305	
200	50	250	140x110	105x80	11	70	126	900	6.44	635606	4.98	638626	7.01	635306	

EXTRA HEAVY DUTY CASTORS - EP



											SWIVEL		FIXED		SWIVEL & BRAKE
100	30	140	100x85	80x60	9	46	-	250	1.85	637822	1.61	638822	-	-	
125	40	164	100x85	80x60	9	48	-	350	2.56	637823	1.70	638823	-	-	
150	40	200	135x110	105x80	11	70	126	750	4.46	637824	3.97	638824	5.03	636504	
175	40	225	135x110	105x80	11	70	126	850	5.44	637825	5.02	638825	6.01	636505	
200	50	250	135x110	105x80	11	70	126	1100	6.75	637826	6.30	638826	7.32	636506	
250	60	300	175x140	140x105	14	66	-	1500	13.58	637828	11.74	638828	-	-	

OPTIONS AVAILABLE TO ORDER



For technical help and advice contact

T: 01457 837772 E: sales@aut.co.uk