

SERIES 64R



95 Shore A



-30°C to +80°C



100 - 500mm



330 - 4500kg

Cast polyurethane tyre bonded to cast iron wheel in heavy duty castors

- Orange cast polyurethane tyre bonded to a cast iron wheel centre (painted grey). Standard wheel bore includes a pair of shielded ball bearings. Alternate wheel bore with plain bore and keyways.
- Castor body is made with electro welded steel plate and painted grey. The swivel arrangement is with a thrust and a taper roller bearing.
- The wheel or castor is suitable for use on compact floors and is not recommended for non-compact floors like asphalt.



Available Bore Types



Ball Bearing

Environments of Use

- Weak Acids
- Strong Acids
- Water
- Alcohol
- Weak Bases
- Strong Bases
- Hydrocarbons
- Solvents

Uses

Ideal for applications with heavy duty loads, even with mechanical handling at high speeds. Combined with appropriate brackets, they guarantee excellent performance up to 16km/h. The excellent rolling resistance allows an easy handling of heavy loads even with wheels of small diameter.

Industries



Airport/
Aerospace




Automotive




Towing/
Mechanical
Handling

Floor Suitability


Suitable for tiles and cement-resin. Not suitable if large obstacles are present.




Tile




Cement-Resin



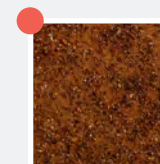
Asphalt




With Chips



With Obstacles



Not Paved



Expanded Metal

For technical help and advice contact

T: 01457 837772 E: sales@aut.co.uk

SERIES 64R CONTINUED



95 Shore A



-30°C to +80°C



100 - 500mm









330 - 4500kg

WHEELS



Ball
Bearing

 (mm)	 (mm)	 (mm)	 (mm)	 (daN)	 (code)
100	50	20	60	500	64R2142
125	35	15	47	330	64R2113
125	50	20	60	600	64R2123
150	40	20	40	500	64R2124
150	50	20	50	700	64R2144
150	60	25	60	930	64R2154
175	40	20	52	720	64R2135*
175	40	20	52	720	64R2125
200	50	20	50	830	64R2106
200	80	30	80	1500	64R2156
200	100	30	100	1950	64R2166
250	50	25	60	1200	64R2108
250	80	30	80	1800	64R2118
250	100	30	100	2200	64R2148
300	70	30	70	2100	64R2109
300	80	30	80	2200	64R2119
300	100	10	100	3000	64R2199
350	100	10	100	3500	64R2209
400	80	10	100	3300	64R2309
400	100	10	100	3800	64R2319
500	100	50	100	4500	64R2329

*Plain Bore

SERIES 64R CONTINUED



95 Shore A



-30°C to +80°C



100 - 500mm



330 - 4500kg

TOP PLATE CASTORS



								SWIVEL	FIXED	SWIVEL & BRAKE	SWIVEL & BRAKE WITH DIRECTIONAL LOCK
150	60	210	140x170	105x140	12	930	64R3004	64R9004	64R5004	64R6004	
200	80	255	160x200	120x160	15	1500	64R3006	64R9006	64R5006	64R6006	
200	100	255	160x200	120x160	15	1950	64R3016	64R9016	64R5016	64R6016	
250	80	310	160x200	120x160	15	1800	64R3008	64R9008	64R5008	64R6008	
250	100	310	160x200	120x160	15	2200	64R3018	64R9018	64R5018	64R6018	
300	70	365	160x200	120x160	15	2000	64R3009	60R9009	64R5009	64R6009	
300	80	365	160x200	120x160	15	2200	64R3019	64R9019	64R5019	64R6019	
300	100	380	160x200	120x160	17	2800	64R3029	64R9029	64R5029	64R6029	
350	100	430	250x200	210x160	19	3000	64R3039	64R9039	64R5039	64R6039	
400	80	490	250x200	210x160	19	2800	64R3049	64R9049	64R5049	64R6049	
400	100	490	250x200	210x160	19	3500	64R3059	64R9059	64R5059	64R6059	
500	100	600	250x200	210x160	19	4500	64R3069	64R9069	60R5069	60R6069	

TWIN WHEEL CASTORS



								SWIVEL	FIXED	SWIVEL & BRAKE	SWIVEL & BRAKE WITH DIRECTIONAL LOCK
100	50	165	140x175	105x140	12	900	60R3104	64R9102	64R5140	64R6104	
125	350	180	140x175	105x140	12	500	64R3106	64R9103	64R5106	64R6106	
125	50	180	140x175	105x140	12	1000	64R3116	64R9113	64R5116	64R6116	
150	40	210	140x175	105x140	12	800	64R3108	64R9104	64R5108	64R6108	
150	50	210	140x175	105x140	12	1300	64R3118	64R9114	64R5128	64R6128	
175	40	240	140x175	105x140	12	1000	64R3109	64R9105	64R5109	64R6109	
200	50	257	160x200	120x160	16	1800	64R3179	64R9106	64R5118	64R6118	
200	80	257	250x200	210x160	16	2500	64R3119	64R9116	64R5119	64R6119	
250	50	330	250x200	210x160	17	2500	64R3129	64R9108	64R5129	64R6129	
250	80	330	250x200	210x160	17	3200	64R3139	64R9118	64R5139	64R6139	
300	70	385	250x200	210x160	17	3500	64R3149	64R9149	64R5149	64R6149	
300	100	385	250x200	210x160	17	4500	64R3159	64R9159	64R5159	64R6159	
400	100	490	250x200	210x160	17	5800	64R3169	64R9169	64R5169	64R6169	

For technical help and advice contact

T: 01457 837772 E: sales@aut.co.uk