

SERIES 65RE



95 Shore A



-20°C to +80°C



80 - 200mm



175 - 650kg

“TR” polyurethane wheels with electrical resistance $<10^9$ Ohm, aluminium centre

- Excellent rolling resistance, elasticity and good resistance to wear and tear
- Centre made of cast aluminium
- Hub with shielded ball bearings with interference assembly in the seats obtained by centre moulding
- Also available without bearings



Available Bore Types



Ball Bearing



Ball Bearing Facility

Environments of Use

- Weak Acids
- Strong Acids
- Water
- Alcohol
- Weak Bases
- Strong Bases
- Hydrocarbons
- Solvents

Uses

The product is designed for potentially explosive areas and for ESD sensible environments; also where mechanical handling is required, with speed up to 6km/h. The excellent rolling resistance allows an easy handling of heavy loads even with wheels of small diameter.

Industries



Airport/
Aerospace




Automotive




Towing/
Mechanical
Handling

Floor Suitability


Suitable for tiles and cement-resin. Not suitable if large obstacles are present.




Tile




Cement-Resin



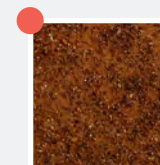
Asphalt




With Chips



With Obstacles



Not Paved



Expanded Metal

For technical help and advice contact

T: 01457 837772 E: sales@aut.co.uk

SERIES 65RE CONTINUED



95 Shore A



-20°C to +80°C



80 - 200mm



175 - 650kg

WHEELS



Ball Bearing



Ball Bearing Facility

(mm)	(mm)	(mm)	(mm)	(mm)	(mm)	(daN)	(kg)	(code)	(kg)	(code)
80	25	12	30	28	8	175	0.20	652151	0.15	654151
100	30	12	40	32	10	200	0.34	652152	0.25	654152
125	35	12	40	32	10	300	0.50	652153	0.41	654153
150	40	20	50	47	14	450	0.91	652154	0.66	654154
160	50	20	58	47	14.5	600	1.25	652164	0.99	654164
200	50	20	55	52	15	650	1.47	652156	1.16	654156

STANDARD DUTY CASTORS - NL



										SWIVEL		FIXED		SWIVEL & BRAKE
80	25	107	100x85	80x60	37	120	150	0.72	659351	0.52	658251	0.91	656551	
100	30	128	100x85	80x60	35	120	150	0.94	659352	0.69	658252	1.08	656552	
125	35	156	100x85	80x60	37	120	175	1.14	659353	0.89	658253	1.28	656553	
150	40	194	140x110	105x80	56	156	225	2.34	659354	2.04	658254	2.63	656554	
160	50	198	140x110	105x80	56	156	225	2.68	659364	2.38	658264	2.97	656564	
200	50	240	140x110	105x80	56	156	225	3.05	659356	2.75	658256	3.25	656556	

MEDIUM-HEAVY DUTY CASTORS - P



									SWIVEL		FIXED		SWIVEL & BRAKE		SWIVEL & BRAKE
100	30	138	100x85	80x60	46	123	200	1.20	657652	0.82	658652	1.35	656652	-	-
125	35	161	100x85	80x60	44	123	275	1.39	657653	0.97	658653	1.54	656653	-	-
150	40	200	140x110	105x80	70	126	450	3.18	657654	2.19	658654	-	-	3.75	656654
160	50	205	140x110	105x80	70	126	575	3.52	657664	2.53	658664	-	-	4.09	656664
200	50	250	140x110	105x80	70	126	575	3.94	657656	2.48	658656	-	-	4.51	656656