

SERIES AT



85 Shore A



0°C to +40°C



50 - 150mm



50 - 100kg

Grey TPR tyred apparatus wheels and castors

- Polypropylene light grey wheel centre with thermoplastic rubber dark grey tread
- Pressed steel, zinc plated castor body
- Plain bearing without threadguards. Single ball bearing has plastic threadguards
- Ideal for use in manual handling, medical centres and the hotel industry



Available Bore Types



Plain Bore



Ball Bearing

Environments of Use

- Weak Acids
- Strong Acids
- Water
- Alcohol
- Weak Bases
- Strong Bases
- Hydrocarbons
- Solvents

Uses

Suitable for use on different types of trolleys within the furniture and institutional sector. They can also be used on fragile floors and in presence of small obstacles. Example of recommended applications: shop display units and windows, low carrying capacity tool trolleys, supermarket trolleys.

Industries



Clean Room Laboratories




Food Industry




Medical

Floor Suitability


Suitable on tiles and resin-cement; not recommended on abrasive, unpaved floors or in presence of processing residues. They do not damage floors and are also suitable in the presence of small obstacles.




Tile



Cement-Resin




Asphalt




With Chips



With Obstacles



Not Paved



Expanded Metal

SERIES AT CONTINUED



85 Shore A



0°C to +40°C



50 - 150mm









50 - 100kg

WHEELS









Plain Bore

 (mm)	 (mm)	 (mm)	 (mm)	 (daN)	 (code)
50	19	8	22	50	AT050P1021
75	25	8	28	75	AT075P1021
100	32	12	36	100	AT100P1021
125	32	12	36	100	AT125P1021
150	32	12	36	100	AT150P1021



Ball Bearing

 (mm)	 (mm)	 (mm)	 (mm)	 (daN)	 (code)
50	19	8	22	50	AT050B1021
75	25	8	28	75	AT075B1021
100	32	12	36	100	AT100B1021
125	32	12	36	100	AT125B1021
150	32	12	36	100	AT150B1021

For technical help and advice contact

T: 01457 837772 E: sales@aut.co.uk

SERIES AT CONTINUED



85 Shore A



0°C to +40°C



50 - 150mm



50 - 100kg



CASTORS

										SWIVEL	FIXED	SWIVEL & BRAKE	BOLT HOLE	BOLT HOLE & BRAKE
	50	19	70	60x60	48/39x48/39	6.3	11	50	50	AT050P2Z21	AT050P3Z21	AT050P4Z21	AT050P5Z21	AT050P6Z21
	75	25	100	60x60	48/38x48/38	6.3	11	75	75	AT075P2Z21	AT075P3Z21	AT075P4Z21	AT075P5Z21	AT075P6Z21
	100	32	135	77x67	61.5/56x51.5/46.5	8.5	11	100	100	AT100P2Z21	AT100P3Z21	AT100P4Z21	AT100P5Z21	AT100P6Z21
	100	32	135	77x67	61.5/56x51.5/46.5	8.5	-	100	-	-	-	AT100P4Z22	-	AT100P6Z22
	125	32	160	77x67	61.5/56x51.5/46.5	8.5	11	100	100	AT125P2Z21	AT125P3Z21	AT125P4Z21	AT125P5Z31	AT125P6Z31
	125	32	160	95x70	75x50	11	-	100	100	AT125P2Z31	AT125P3Z31	AT125P4Z31	-	AT125P6Z32
	125	32	160	95x70	75x50	11	-	100	-	-	-	AT125P4Z22	-	-
	125	32	160	77x67	61.5/56x51.5/46.5	8.5	-	100	-	-	-	AT125P4Z32	-	-
	150	32	185	77x67	61.5/56x51.5/46.5	8.5	11	100	100	AT150P2Z21	AT150P3Z21	AT150P4Z21	AT150P5Z21	AT150P6Z21
	150	32	185	77x67	61.5/56x51.5/46.5	8.5	-	100	-	-	-	AT150P4Z22	-	AT150P6Z22
	50	19	70	60x60	48/39x48/39	6.3	11	50	50	AT050B2Z21	AT050B3Z21	AT050B4Z21	AT050B5Z21	AT050B6Z21
	75	25	100	60x60	48/38x48/38	6.3	11	75	75	AT075B2Z21	AT075B3Z21	AT075B4Z21	AT075B5Z21	AT075B6Z21
	100	32	135	77x67	61.5/56x51.5/46.5	8.5	11	100	100	AT100B2Z21	AT100B3Z21	AT100B4Z21	AT100B5Z21	AT100B6Z21
	100	32	135	77x67	61.5/56x51.5/46.5	8.5	-	100	-	-	-	AT100B4Z22	-	AT100B6Z22
	125	32	160	77x67	61.5/56x51.5/46.5	8.5	11	100	100	AT125B2Z21	AT125B3Z21	AT125B4Z21	AT125B5Z31	AT125B6Z31
	125	32	160	95x70	75x50	11	-	100	100	AT125B2Z31	AT125B3Z31	AT125B4Z31	-	AT125B6Z32
	125	32	160	95x70	75x50	11	-	100	-	-	-	AT125B4Z32	-	-
	125	32	160	77x67	61.5/56x51.5/46.5	8.5	-	100	-	-	-	AT125B4Z22	-	-
	150	32	185	77x67	61.5/56x51.5/46.5	8.5	11	100	100	AT150B2Z21	AT150B3Z21	AT150B4Z21	AT150B5Z21	AT150B6Z21
	150	32	185	77x67	61.5/56x51.5/46.5	8.5	-	100	-	-	-	AT150B4Z22	-	AT150B6Z22

TWIN WHEEL CASTORS



											SWIVEL	SWIVEL & BRAKE	BOLT HOLE	BOLT HOLE & BRAKE
	50	19	10	22	70	60x60	48/39x48/39	6.3	11	25	AT050P2Z81	AT050P4Z81	AT050P5Z81	AT050P6Z81
	75	25	10	28	102	77x67	61.5/56x51.5/46.6	8.5	11	31.4	AT075P2Z81	AT075P4Z81	AT075P5Z81	AT075P6Z81
	50	19	10	22	70	60x60	48/39x48/39	6.3	11	25	AT050B2Z81	AT050B4Z81	AT050B5Z81	AT050B6Z81
	75	25	10	28	102	77x67	61.5/56x51.5/46.6	8.5	11	31.4	AT075B2Z81	AT075B4Z81	AT075B5Z81	AT075B6Z81