

SERIES FHD



70 Shore D



-20°C to +80°C



125 - 200mm



700 - 1000kg

Heavy duty nylon wheels

- Natural colour injection moulded virgin nylon 6 hard tread wheel
- Heavy duty loads
- Zinc plated electro welded castor housings
- Manual handling applications



Available Bore Types



Ball Bearing

Environments of Use

- Weak Acids
- Strong Acids
- Water
- Alcohol
- Weak Bases
- Strong Bases
- Hydrocarbons
- Solvents

Uses

Intended mainly for static uses, for high carrying capacities. The excellent rolling resistance ensures that a minimum manual effort is needed when handling, but only on smooth floors.

Industries




Automotive




Cranes & Gantries

Floor Suitability


Suitable only for smooth and compact floors. Not suited for areas with obstacles.




Tile




Cement-Resin




Asphalt




With Chips



With Obstacles



Not Paved



Expanded Metal

For technical help and advice contact

T: 01457 837772 E: sales@aut.co.uk

SERIES FHD CONTINUED



70 Shore D



-20° C to +80° C



125 - 200mm









700 - 1000kg

WHEELS













Ball Bearing

 (mm)	 (mm)	 (mm)	 (mm)	 (daN)	 (code)
125	12	60	50	700	FHD125B1021
150	12	60	50	800	FHD150B1021
160	12	60	50	800	FHD160B1021
200	12	60	50	1000	FHD200B1021

HEAVY DUTY CASTORS



										SWIVEL	FIXED	SWIVEL & BRAKE
	125	50	170	135x110	105x80	11	50	112.5	700	FHD125B2Z21	FHD125B3Z21	FHD125B4Z21
	150	50	197	135x110	105x80	11	57	132	800	FHD150B2Z21	FHD150B3Z21	FHD150B4Z21
	160	50	202	135x110	105x80	11	57	137	800	FHD160B2Z21	FHD160B3Z21	FHD160B4Z21
	200	50	245	135x110	105x80	11	59	159	1000	FHD200B2Z21	FHD200B3Z21	FHD200B4Z21